

## Order options

### MOUNTING

suspension 1500 mm	5
suspension 2000 mm with hook	6

### COLOUR TEMPERATURE

2700 K	4
3000 K	5
4000 K	6
tunable white 2200–4000 K*	

\*only available for DALI-2 and Zigbee 3.0

### CONTROL

non DIM	1
DALI-2	3
Zigbee 3.0	5

### MATERIAL COLOUR

white	7
black	8
special colours <a href="http://xal.com/colours">xal.com/colours</a>	X



### MATERIAL COLOUR ACCESSORIES

white	7
black	8



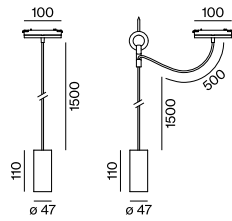
### SHADE COLOUR

signal white	W
signal black	B
velvet beige	C
madeira brown	T
kingfisher grey	L
woodpecker olive	B



### BEAM ANGLE

medium 25°	M
flood 44°	F



## ARY cable



### DOWNLIGHT

INSET POWER	COLOUR TEMP.	LUMINOUS FLUX	ORDER CODE
14 W	2700 K	1050 lm	0 5 0 - 0 5 1 1 1
	3000 K	1100 lm	
	4000 K	1180 lm	
5.4 W TW	2200–4000 K	284 lm	0 5 0 - 0 5 1 1 D

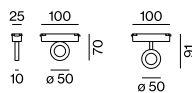
### LIGHT DISTRIBUTION 4000 K

medium 25°			flood 44°		
h (m)	EO° (lx)	ø (m)	h (m)	EO° (lx)	ø (m)
1	4760	0.44	1	2190	0.82
2	1190	0.89	2	547	1.64
3	528	1.33	3	243	2.45
4	297	1.78	4	137	3.27
5	190	2.22	5	87	4.09

## Mounting accessories

### RING track mounted

TYPE	Ø-H (mm)	ORDER CODE
MOVE IT 25 S	50-70	0 5 0 - 1 5 1 0 1 1
MOVE IT 25	50-91	0 5 0 - 0 5 1 0 1 1



### RING ceiling mounted

TYPE	Ø-H (mm)	ORDER CODE
MOVE IT 25S/25	50-88	0 5 0 - 0 5 1 0 2 1

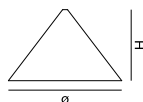


## Optical accessories

### SHADE

TYPE	Ø-H (mm)	ORDER CODE
cone 300	300-188	0 4 9 - 5 9 3 3 1 1
cone 400	400-253	0 4 9 - 5 9 3 4 1 1
cone 500	500-318	0 4 9 - 5 9 3 5 1 1

only available for ARY cable



1 The power consumption of a light inset in watts is the entire current consumption excluding any necessary ballast.